


**SMALL BUSINESS CORPORATION**

Memorandum

For : Atty. Emerson G. Cuyo  
Head-OCCO

From : Ms. Corazon A. Dimayuga   
Head-CG


Date : July 19, 2017

Subject : June 30, 2017 Financial Statement

---

This is to submit herewith copy of Statement of Financial Position, Income Statement and Trial Balance as of June 30, 2017 for posting to SBC website.

Thank you.



**SMALL BUSINESS GUARANTEE AND FINANCE CORPORATION**  
**INCOME STATEMENT**  
**For the Six Month Ending June 30, 2017**

**Operating Revenues**

Lending Operations	
Wholesale - SME	5,134,030
Wholesale - MICRO	31,909,920
RETAIL	57,763,788
ERF	14,190,954
Sub-Total	<u>108,998,692</u>
Guarantee Operations	428,666
Equity Financing Operations	423,236
Treasury Operations	31,093,996
Subsidy Income from National Government	3,774,432
Other Operating Income	8,251,607
<b>Total Operating Revenue</b>	<u><b>152,970,629</b></u>

**Operating Expenses**

Financing Cost	
Interest Expense	10,589,749
Guarantee Fee Expense	5,835,772
Sub-Total	<u>16,425,521</u>
Credit Cost	
Provision for Probable Losses-Loans	27,551,000
Sub-Total	<u>27,551,000</u>
Operating Cost	
Personal Services	51,340,898
MOOE	38,753,230
Sub-Total	<u>90,094,128</u>
<b>Total Operating Expenses</b>	<u><b>134,070,649</b></u>

**Net Operating Income**

**18,899,980**

**Other Revenues**

Gain on sale of acquired assets	4,915,095
Miscellaneous	2,130,508
Gain/ (Loss) on Foreign Exchange-Realized	8,091,368
<b>Total Other Revenues</b>	<u><b>15,136,971</b></u>

**Other Expenses**

Acquired Asset Expense	411,226
Litigation Expense	820,743
Provision for Probable Losses - ROPA	319,790
<b>Total Other Expenses</b>	<u><b>1,551,759</b></u>
Net Operating Income before tax	32,485,192
Less: Provision for Income Tax	3,848,039
<b>Net Operating Income before Extra Ordinary Items</b>	<u><b>28,637,153</b></u>

Add/(Deduct): Extra Ordinary Items

Translation Adjustment - Net	(98,411,286)
Change in Derivative Valuation	(11,276,769)
	<u>(109,688,055)</u>

**NET INCOME FROM CONTINUING OPERATION**

**(81,050,902)**

Prepared by:

  
**HEIDE M. VEGA**  
 Manager-Accounting Dept.

Certified Correct:

  
**CORAZON A. DIMAYUGA**  
 Head - Controlling Group

**SMALL BUSINESS GUARANTEE AND FINANCE CORPORATION**  
**STATEMENT OF FINANCIAL POSITION**  
**As of June 30, 2017**

**ASSETS**

<b>Current Assets</b>	
Cash on Hand and in Banks	259,945,680
Cash in Bank HYSA-SDA	170,000,000
Investments in Gov't Sec	100,322,133
Interest Receivable on Investments	15,501,378
Loans Receivable	3,035,792,462
Allowance for Doubtful Accounts	(652,953,901)
Interest Receivable on Loans	26,346,537
Sale Contract Receivable	38,943,017
Other Current Assets / Receivables	9,994,191
	<u><b>3,003,891,497</b></u>
<b>Non-Current Assets</b>	
Accounts Receivable, Others	40,945,115
Property and Equipment, Net	72,437,476
Real and Other Properties or Acquired, Net	56,342,606
Investments in Gov't Sec	2,271,789,328
Equity Investment	18,697,620
Allowance for Doubtful Accounts	(4,225,120)
Other Assets	4,086,581
Deferred Tax Asset	78,154,011
Guarantee Paid Loans	79,531,856
Allowance for Doubtful Accounts	(77,783,061)
Derivative with Positive Fair Value - ADB	41,427,692
	<u><b>2,581,404,105</b></u>
<b>TOTAL ASSETS</b>	<u><u><b>5,585,295,602</b></u></u>
<b>LIABILITIES AND EQUITY</b>	
<b>Current Liabilities</b>	
Accounts Payable and Accrued Expenses	802,605,423
Interest Payable	7,821,538
Undistributed Collections	2,449,245
Notes Payable	1,383,710,537
Long-Term Liabilities-Current Portion - ODA	114,258,361
	<u><b>2,310,845,104</b></u>
<b>Non-Current Liabilities</b>	
Notes Payable	101,303,230
Long-Term Liabilities - ODA	1,091,466,560
Derivative with Negative Fair Value	36,035,232
	<u><b>1,228,805,022</b></u>
<b>Total Liabilities</b>	<u><u><b>3,539,650,126</b></u></u>
<b>Equity</b>	
Capital Stock	1,919,902,000
Paid in Capital in Excess of par Value	79,510,460
Derivative Valuation Reserve	5,392,460
Retained Earnings	121,891,458
Add: Net Income from Continuing Operation	(81,050,902)
<b>Total</b>	<u><u><b>2,045,645,476</b></u></u>
<b>TOTAL LIABILITIES AND EQUITY</b>	<u><u><b>5,585,295,602</b></u></u>

Prepared by:

  
**HEIDE M. VEGA**

Manager-Accounting Dept.

Certified by:

  
**CORAZON A. DIMAYUGA**

Head - Controllership Group

**SMALL BUSINESS GUARANTEE AND FINANCE CORPORATION**  
**TRIAL BALANCE**  
**June 30, 2017**

ACCOUNT TITLE	ACCOUNT CODE	DEBIT	CREDIT
Cash-Collecting Officers-MAO	102005	87.49	
Check-Collecting Officers-MAO	102105	5.00	
Cash Disbursing Officers	103000	230,000.00	
Cash in Bank-Local Curr.,CA-LBP	111000	147,817,647.47	
Cash in Bank-Local Curr.,CA-LBP-VAO	111005	930,313.00	
Cash in Bank-Local Curr.,CA-LBP-MAO	111010	1,998,082.04	
Cash in Bank-Local Curr.,CA-mSME Notes	111035	35,877.12	
Cash in Bank-Local Curr.,CA-LBP-ELP-Displaced Workers	111036	46,328.46	
Cash in Bank-Local Curr.,CA-LBP-NLAO-BAGUIO	111040	6,496,499.11	
Cash in Bank-Local Curr.,CA-LBP-CRGF	111045	99,859,979.09	
Cash in Bank-Local Curr.,SA-DBP	112020	2,481,385.36	
Cash in Bank-HYSA/SSA/SDA/ST-BILLS	113010	34,999,999.99	
Cash in Bank-HYSA/SSA/SDA-MSME NOTES/ST-BILLS	113016	15,000,000.00	
Cash in Bank-HYSA/SSA/SDA-LRF/ST-BILLS	113017	10,000,000.00	
Cash in Bank-HYSA/SSA/SDA-GRF/ST-BILLS	113032	10,000,000.00	
Cash in Bank-HYSA-CRGF	113055	100,000,000.00	
Cash in Bank-Foriegn Curr.,SA-DOLLAR	116000	49,475.62	
Due from Officers & Employees	123000	205,562.00	
Accts. Rec'ble-Officers & Employees	123005	392,784.38	
Accts. Rec'ble-Officers & Employees-COA-NFD	123010	770,548.32	
Due from BMBE	123015	185,088.34	
Loans Receivable-FAST	126100	133,583,752.46	
Loans Receivable-FIRM	126105	78,124,974.01	
Loans Receivable-FEEL	126115	237,504.00	
Loans Receivable-MICRO	126116	1,047,571,300.18	
Loans Receivable-FAST-ADB	126125	22,714,380.00	
Loans Receivable-FIRST-ADB	126135	1,865,700.27	
Loans Receivable-FRIEND	126150	23,782,958.91	
Loans Receivable-FIRST	126155	14,504,890.92	
Loans Receivable-FORCE	126160	10,055,997.97	
Loans Receivable-FLEXIBLE	126166	271,323,446.54	
Loans Receivable-1 BPMP	126170	500,001.00	
Loans Receivable-FORGE	126175	1,459,655.62	
Loans Receivable-ELP	126176	455,433.88	
Loans Receivable-Equity Ventures Program	126180	5,486,588.19	
Loans Receivable-STDF	126185	1,680,637.32	
Sales Contract Receivable	126187	38,943,017.14	
Loans Receivable-Calamity	126191	472,040.00	
Loans Receivable-FEASIBLE	126195	11,687,169.19	
Loans Receivable-DEMAND	126220	6,624,310.76	
Loans Receivable-RMICRO	126240	273,666,590.36	
Loans Receivable-FMICRO	126260	28,320,156.19	
Loans Receivable-FLEXIBLE-ADB	126280	3,434,924.59	
Loans Receivable-FRIEND-ADB	126285	1,957,895.67	
Loans Receivable-FMICRO-ADB	126290	71,150.57	
Loans Receivable-RMICRO-ADB	126400	57,780.57	
Loans Receivable-GRAD	126415	15,367,426.30	
Loans Receivable-WCAP	126420	609,109,280.89	
Loans Receivable-WCAP - ADB	126425	489,042.95	
Loans Receivable-RUMEPP	126435	250,000.03	

**SMALL BUSINESS GUARANTEE AND FINANCE CORPORATION**  
**TRIAL BALANCE**  
**June 30, 2017**

ACCOUNT TITLE	ACCOUNT CODE	DEBIT	CREDIT
Loans Receivable-Compromise Agreement Rec'ble-Retail	126445	5,526,768.32	
Loans Receivable-Compromise Agreement Rec'ble-Guarantee	126460	50,423.08	
Loans Receivable-ERF	126465	446,956,210.97	
Loans Receivable-Compromise Agreement Rec'ble-MICRO	126470	1,070,213.75	
Loans Receivable-Compromise Agreement Rec'ble-WHOLESALE	126475	272,920.80	
Guarantee Paid Loans-SBGFC	126600	45,067,817.83	
Guarantee Paid Loans-GFSME	126601	34,413,615.53	
Loans Rec'ble Purchased	126605	17,583,316.55	
Loans Receivable-Deficiency Claims Rec'ble-Retail	126700	67.00	
Loans Receivable-Deficiency Claims Rec'ble-Guarantee	126705	78.00	
Loans Receivable-Deficiency Claims Rec'ble-Wholesale	126710	15.00	
Derivative with Positive Fair Value	127005	41,427,692.00	
Int. Rec'ble on Inv.-SDA-CGRF	129000	475,865.38	
Int. Rec'ble on Inv.-TBills	129005	7,157,979.77	
Int. Rec'ble on Inv.-SDA	129007	57,276.46	
Int. Rec'ble on Inv. Bonds-ADB	129012	1,173,097.71	
Int. Rec'ble on Inv.-TB -Guarantee Reserved Funds	129013	1,501,691.96	
Int. Rec'ble on Inv.-SDA-GRF	129016	91,247.40	
Int. Rec'ble on Inv.-SDA-Liquidity Res. Fund	129017	132,282.93	
Int. Rec'ble on Inv.-SDA - MSME NOTES	129019	619,716.96	
Int. Rec'ble on Inv.-TB -MSME Notes	129023	2,411,420.79	
Int. Rec'ble on Inv.-TB - Liquidity Reserve Fund	129024	953,827.98	
Int. Rec'ble on Inv.-TB - KFW	129026	926,970.82	
Int. Rec'bles on Loans-ERF	129080	13,961,430.61	
Int. Rec'ble on Loans	129095	12,227,087.00	
Int. Rec'ble on NRP	129100	166,019.72	
Capitalized Int. Rec'ble	129200	17,462,561.27	
Capitalized Int. Rec'ble-GUIDE	129201	8,389.45	
Capitalized Int. Rec'ble-AA Disposal	129215	24,295.65	
Capitalized Int. Rec'ble - CAR	129245	1,229,584.99	
Due from P3	144000	3,962,438.01	
Due from CRGF	144005	20,360.00	
Dividend Receivable	147000	2,125,635.55	
Accts. Rec'ble-Others	149005	17,849,817.85	
Accts. Rec'ble-Lease Purchase	149015	17,410,087.92	
Accts. Rec'ble-Travelling	149030	99,884.10	
Accts. Rec'ble-Others-Foreclosure	149035	352,897.41	
Accts. Rec'ble-Others-MSME Notes	149040	3,299,477.15	
Office Supplies Inventory	155000	371,053.36	
Prepaid-Rent	177000	20,598.91	
Prepaid-Condominium Dues	177010	2,418.98	
Prepaid-Insurance	178000	350,987.53	
Prepaid-Uniform	185000	339,999.86	
Prepaid-Membership Fees & Dues	185005	103,961.62	
Prepaid-Taxes & Licenses	185020	319,380.05	
Prepaid-Others	185025	581,874.89	
Prepaid-Subscription & Periodicals	185035	1,330.86	
Prepaid-Guarantee Fee - ADB	185045	1,341,557.95	
Prepaid-Rep. & Maint.-IT Equipment/Software	185055	1,110,451.68	
Prepaid - Income Tax	185060	157,863.79	

**SMALL BUSINESS GUARANTEE AND FINANCE CORPORATION**  
**TRIAL BALANCE**  
**June 30, 2017**

ACCOUNT TITLE	ACCOUNT CODE	DEBIT	CREDIT
Prepaid - Acquired Asset Expense	185075	(13,529.85)	
Guarantee Deposits	186000	1,220,769.15	
Creditable Withholding Tax	189005	244,078.80	
Deferred Tax Asset - MCIT	189020	13,387,191.68	
Deferred Tax Asset -Timing Difference	189030	1,788,809.40	
Deferred Tax Asset -Allow for DA	189035	62,978,009.53	
Investment in Treasury Bills	191000	831,907,516.31	
Investment in Treasury Bills - ADB	191005	76,694,763.99	
Investment in Treasury Bills - MSME Notes	191011	265,280,084.23	
Investment in Treasury Bills - Liquidity Reserve Fund	191012	104,604,556.46	
Investment in Treasury Bills - KFW	191015	59,359,669.06	
Investment in Treasury Bills-GRF	191020	149,520,093.34	
Short Term - Investment HYSYA	191035	102,944,749.42	
Short Term - Investment HYSYA-MSME	191040	150,055,062.74	
Short Term - Investment HYSYA-GRF	191045	43,565,306.55	
Short Term - Investment HYSYA-LRF	191050	37,970,233.78	
Short Term - Investment HYSYA-CRGF	191055	549,998,241.21	
Investment in Bonds	193000	146,500.00	
Investment-Equity Ventures Program	197010	18,697,620.00	
Investment-Banco Agricola Account	197025	64,683.66	
Office Buildings	211000	136,912,742.92	
Leasehold Improvement, Buildings	219000	2,539,812.67	
Building Improvements	219005	3,315,914.23	
Office Equipment	221000	1,698,988.40	
Furniture & Fixtures	222000	1,187,765.32	
Other Assets - DAR	222010	3,901,362.17	
Other Assets - SPAV-DBP	222015	856,100.00	
IT Equipment & Software	223000	21,099,323.62	
Motor Vehicles	241000	17,034,322.05	
Other PPE -Miscellaneous	250000	2,813,441.31	
Miscellaneous Assets-E-LOANS	250005	1,840,535.87	
Acq. Assets - Land, Bldg. & Structures	290000	874,349.55	
Acq. Assets - Chattels/Equipment	290005	8,447,721.38	
Allowance for Impairment Loss - Land - AA	290010		7,574,322.42
Allowance for Impairment - Other Assets-DAR	290015		1,813,252.05
Acq. Assets - Land	290030	58,196,449.03	
Acq. Assets - Bldg. & Structures	290035	13,672,741.82	
Allowance for Impairment - Other Assets-SPAV DBP	290040		49,025.00
Allowance for Impairment Loss - ROPA-Bldg. & Structures	290045		6,352,881.49
Allowance for Impairment Loss-ROPA-Chattel Mortgage	290050		8,303,764.09
Allow. for Doubtful Acct.-A/R-Others	301010		895,264.35
Allow. for Doubtful Acct.-Loans	301015		464,680,168.71
Allow. for Doubtful Acct.-Guarantee	301020		77,783,060.53
Allow. for Doubtful Acct.- Deficiency Claim Rec'ble-Guarantee	301025		78.00
Allow. for Impairment - Inv. Equity Venture Program	301030		4,225,120.00
Allow. for Doubtful Acct.-LR Equity Venture Program	301035		5,272,245.00
Allow. for Doubtful Acct.- LRP	301040		15,653,527.38
Allow. for Doubtful Acct.- Deficiency Claim Rec'ble-Wholesale	301045		15.00
Allow. for Doubtful Acct.- Deficiency Claim Rec'ble-Retail	301050		67.00
Allow. for Doubtful Acct.- ERF	301055		165,035,380.35

**SMALL BUSINESS GUARANTEE AND FINANCE CORPORATION**  
**TRIAL BALANCE**  
**June 30, 2017**

ACCOUNT TITLE	ACCOUNT CODE	DEBIT	CREDIT
Allow. for Doubtful Acct.-CAR	301060		382,708.87
Accu.Dep'n.-Office Buildings	311000		83,407,003.91
Accu.Dep'n.-Leasehold Improvements	319000		1,576,830.25
Accu.Dep'n.-Building Improvements	319005		2,390,675.14
Accu.Dep'n.-Office Equipment	321000		1,233,021.36
Accu.Dep'n.-Furniture & Fixtures	322000		969,078.13
Accu.Dep'n-IT Equipment & Software	323001		13,097,660.19
Accu.Dep'n-Motor Vehicles	341000		9,430,241.95
Accu.Dep'n-Other PPE - Miscellaneous	350000		2,060,323.48
Accum. Amortiztion-Misc. Assets-E-Loans	350010		1,840,535.87
OFI Equity on NRP	439000		1,929,789.17
OFI Equity on Acquired Assets	439005		2,617,688.00
OFI Equity on Other Assets-DAR	439006		273,451.65
Deferred Interest Income	455010		17,480,701.18
Vouchers Payable	401000		11,525,148.90
Notes Payable - Bank & Other FI's / MSME Notes	402000		1,485,013,766.53
Interest Payable- ADB	409020		180,590.67
Interest Payable- Banks & Other FI's	409030		7,167,872.08
Interest Payable- IFAD	409045		473,074.87
Accts. Payable-BIR	412000		686,877.46
W/holding Tax- Compensation	412005		896,791.93
W/holding Tax- At Source	412010		136,452.77
W/holding Tax- VAT - Goods	412015		42,377.68
W/holding Tax- VAT - Services	412016		159,156.80
W/holding Tax- Contractor's Tax	412020		268.05
W/holding Tax- At Source-MSME	412035		179,536.52
Due to GSIS	413000		417,633.70
Due to PAG-IBIG	414000		30,349.47
Due to PHILHEALTH	415000		46,389.11
Due to NGAs	416000		750,001,227.00
Due to BMBE	418000		1,217,609.81
Due to P3	424000		4,206.00
Performance/Bidders/Bail Bonds Payable	427000		1,706,040.99
Due to OFI	439010		12,399,665.81
Accts. Payable-Employees Loan - GSIS	439015		339,147.40
Accts. Payable-Employees Loan - HDMF	439016		(24,065.83)
Accts. Payable-Employees Loan - HDMF-Housing Loan	439017		3,754.50
Accts. Payable-Pre-Need	439020		541.58
Accts. Payable-Prov. Fund	439030		57,960.65
Accts. Payable-Others(Misc.)	439035		21,946,247.67
Accts. Payable-GRT	439045		37,083.99
Undistributed Coll.	439060		2,380,068.01
Und. Collections-Ret. Checks	439061		69,177.04
Mortgage Payable	441000		795,020.54
Loans Payable - ADB	445005		535,651,911.89
Loans Payable - KFW	445010		641,815,668.00
Loans Payable - IFAD	445015		28,257,340.88
Deferred Interest Income - CAR	455030		1,252,130.43
Derivative with Negative Fair Value	460005		36,035,232.00
Common Stocks	502000		1,519,902,000.00

**SMALL BUSINESS GUARANTEE AND FINANCE CORPORATION**  
**TRIAL BALANCE**  
**June 30, 2017**

ACCOUNT TITLE	ACCOUNT CODE	DEBIT	CREDIT
Preferred Stocks	502005		400,000,000.00
Paid-in Capital in Excess of Par	503000		79,510,460.00
Unappropriated Retained Earnings	510000		(43,389,182.28)
Appropriated Retained Earnings	510005		170,673,100.00
Income Tax Expense	891915	3,848,039.00	
Salaries & Wages-Regular	701000	26,600,223.48	
Personnel Econ. Relief Allow-PERA	711000	416,279.96	
Add'l Compensation (ADCOM)	712000	1,228,030.85	
Representation Allowance (RA)	713000	1,255,692.54	
Transportation Allowance (TA)	714000	1,135,619.37	
Clothing/Uniform Allowance	715000	340,000.14	
Other Bonuses & Allowances	719000	5,253,841.04	
Overtime & Night Pay	723000	43,990.82	
Mid-Year Bonus	726000	4,312,527.00	
Life Retirement Ins. Cont.	731000	3,142,642.48	
PAG-IBIG Cont.	732000	82,500.00	
PHILHEALTH Contributions	733000	271,362.50	
ECC Contributions	734000	82,800.00	
Sal. & Wages-Leave Encashment/Terminal Leave	742000	287,223.91	
Emp. Benefits-Rice Allotment	749000	1,604,005.00	
Emp. Benefits-Medical Allowance	749005	543,241.02	
Emp. Benefits-Meals	749010	432,732.98	
Emp. Benefits-Children	749011	24,480.00	
Provident Fund ER Cont.	749020	3,923,650.20	
Board Fees	749035	290,000.00	
Emp. Benefits-Others	749040	70,055.00	
Travelling Expenses-Local	751000	1,070,604.69	
Travelling Expenses-Foreign	752000	600.00	
Training Expenses	753000	848,813.55	
Supplies & Materials	755000	526,766.92	
Supplies & Mat.-Semi-Expendable	755005	145,046.08	
Semi-Expendable Furniture, Fixtures Expenses	755025	89,267.00	
Semi-Expendable Other PPE Expenses	755035	113,483.34	
Semi-Expendable IT Equipment & Software Expenses	755040	25,163.00	
Accountable Forms Expenses	756000	81,850.00	
Gasoline, Oil & Lubricants Exp.	761000	523,330.74	
Water Expense	766000	49,300.27	
Electricity Expenses	767000	1,236,245.08	
Postage and Deliveries	771000	136,415.79	
Telephone Expenses-Landline	772000	530,450.94	
Telephone Exp.-Mobile	773000	195,059.77	
Internet Expenses	774000	879,617.05	
Membership Dues & Cont. to Organization	778000	15,252.66	
Advertising Expenses	780000	113,960.01	
Printing and Binding Expense	781000	43,000.00	
Rental Expense	782000	1,482,637.12	
Condominium Dues	782005	1,154,220.24	
Business Promotion	783000	113,164.91	
Board & Committee Expenses	783005	206,007.76	
Mgm't. Comm. Expense	783010	15,168.14	



**SMALL BUSINESS GUARANTEE AND FINANCE CORPORATION**  
**TRIAL BALANCE**  
**June 30, 2017**

ACCOUNT TITLE	ACCOUNT CODE	DEBIT	CREDIT
Business Dev't. Exp.	783015	179,445.35	
Subscriptions Expense	786000	20,461.23	
Legal Services	791000	117,108.50	
Auditing Services	792000	2,188,570.76	
Consultancy Services	793000	607,447.07	
Janitorial Services	796000	430,496.39	
Security Services	797000	338,537.50	
Other Contractual Services	799000	2,024,269.54	
Other Contractual Services - Agency Hired	799005	3,444,108.63	
Repairs & Maint.- Office Equipment	821000	2,868.00	
Repairs & Maint.- Office Equip.-Parts	821005	5,246.48	
Repairs & Maint.- Furn. & Fixtures	822000	873.50	
Repairs & Maint.- IT Equipment & Software	823000	808,517.53	
Rep. & Maint.-MotorV.-Labor	841000	123,066.40	
Rep. & Maint.-MotorV.-Parts	841005	267,205.38	
Repairs & Maint.-Other	850000	29,618.15	
ExtraOrdinary Expenses	883000	2,079,188.69	
Miscellaneous Expenses	884000	536,404.37	
Taxes & Licenses-Car Reg.,PTR & Other	891000	74,970.06	
Taxes & Licenses-GRT	891005	6,026,163.18	
Taxes & Licenses-Municipal/Realty Tax	891010	319,380.05	
Taxes & Licenses-DST	891020	20,547.95	
Fidelity Bond Premiums	892000	40,127.25	
Insurance Expenses	893000	496,258.73	
Prov. for Probable Losses	901000	27,550,999.99	
Provision for Impairment- ROPA	901020	319,789.89	
Depreciation-Office Buildings	911000	1,898,039.34	
Depreciation-Leasehold Improv.	919000	54,827.28	
Depreciation-Building Improvements	919005	123,566.48	
Depreciation-Office Equipment	921000	61,395.75	
Depreciation-Furniture & Fixtures	922000	76,299.54	
Depreciation-IT Equipment & Software	923000	950,619.33	
Depreciation-Motor Vehicles	941000	681,881.80	
Depreciation- Other PPE - Miscellaneous	950000	202,668.35	
Development Cost - Risk Based Lending	969005	716,057.42	
Litigation Expenses	969015	820,743.49	
Acquired Assets Expense	969020	411,225.50	
Development Cost - SME	969040	120,616.83	
ERF Expense (Enterprise Rehabilitation Financing)	969045	3,774,432.00	
CRGF Expense (Credit Risk Guarantee Fund)	969050	195,317.61	
Bank Charges	971000	17,317.64	
Bank Charges-ADB	971005	82,587.81	
Bank Charges-KFW	971010	21,295.87	
Guarantee Fee Expense - ADB	972010	2,904,197.57	
Guarantee Fee Expense - KFW	972015	2,931,574.00	
Interest Expense- KFW	975005	1,778,980.80	
Interest Expense- ADB	975010	223,372.30	
Interest Expense - Banks & Other FI's	975020	8,135,402.93	
Interest Expense- IFAD	975030	451,992.63	
Guarantee Fee	648100		428,666.23

**SMALL BUSINESS GUARANTEE AND FINANCE CORPORATION**  
**TRIAL BALANCE**  
**June 30, 2017**

ACCOUNT TITLE	ACCOUNT CODE	DEBIT	CREDIT
Other Oper. Inc.-Proc.Fee/Front-end Fee/Serv.Fee	648110		2,050.00
Other Oper. Inc.-Proc./Front-end/Serv.-Retail Program	648111		1,467,601.77
Other Oper. Inc.-Proc./Front-end/Serv.-Wholesale Program	648112		2,000.00
Other Oper. Inc.-Proc./Front-end/Serv.-Micro Program	648113		630,877.19
Other Oper. Income-Misc.	648115		106,571.78
Other Oper. Income-Evaluation Fee	648120		12,500.00
Other Oper. Income-Eval'n Fee-Retail Program	648121		1,999,432.73
Other Oper. Income-Eval'n Fee-Micro Program	648123		369,000.00
Other Oper. Income-Restructuring Fee	648130		54,570.00
Other Oper. Income-Out of Town	648135		923,000.00
Other Oper. Income-Commitment Fee	648155		105,850.00
Other Oper. Income-Amendment Fee	648165		33,000.00
Subsidy Income from National Government	651000		3,774,432.00
Dividend Income-Others	661000		469,687.51
Dividend Income-Equity Financing	661005		423,235.55
Int. Income on Investment	664100		16,439,635.74
Int. Income on Inv.-ADB	664102		2,373,075.61
Int. Income on Inv.-SDA	664104		1,128,771.54
Int. Income on Loans - FAST	664105		3,100,997.53
Int. Income on Inv.-Guarantee Reserve Funds	664109		2,400,888.38
Int. Income on Loans-FIRM	664110		1,404,135.27
Int. Income on Inv.-SDA-GRF	664112		266,172.19
Int. Income on Inv.-SDA-Liquidity Res. Fund	664113		457,474.33
Int. Income on Inv.-SDA - MSME NOTES	664116		1,187,844.08
Int. Income on Inv.-TB - MSME Notes	664119		3,471,410.41
Int. Income on Loans-MICRO	664121		31,878,185.29
Int. Income on Inv.-TB - Liquidity Reserve Funds	664122		1,435,424.71
Int. Income on Inv.-TB - KFW	664123		1,515,649.02
Int. Income on Inv.-SDA-CRGF	664131		475,865.38
Int. Income on Loans - FLEXIBLE	664141		14,304,690.34
Int. Income on Loans-Calamity Loan	664166		5,621.07
Int. Income on AA Disposal	664167		1,763,595.01
Int. Income on Loans - FEASIBLE	664170		335,683.18
Int. Income on Inv. in Bonds (Acquired Assets)	664200		483.49
Int. Income on Loans-NR with GC	664250		107,484.09
Interest Income on Bank Dep.-DOLLAR	664454		34.22
Interest Income on Bank Dep.	664455		93,826.79
Interest Income on Bank Dep.-MSME Notes	664456		1,914.30
Int. Income on Loans -FLEXIBLE-ADB	664535		23,666.66
Int. Income on Loans-FMICRO	664550		1,484,213.11
Int. Income on Loans-RMICRO Loan	664590		13,746,163.53
Int. Income on Loans-GRAD	664595		628,897.38
Trusteeship Fee - SB	664600	58,215.33	
Int. Income on Loans-WCAP	664630		27,774,688.84
Int. Income on Loans-RUMEPP	664645		14,062.61
Int. Income on Loans - CAR-Retail	664660		94,681.95
Int. Income on Loans-ERF	664680		14,190,954.20
Int. Income on Loans - CAR - Micro	664685		17,672.22
Miscellaneous Income	678000		333,329.21
Miscellaneous Income-MGMT. FEE BMBE	678010		1,101,411.04

**SMALL BUSINESS GUARANTEE AND FINANCE CORPORATION**  
**TRIAL BALANCE**  
**June 30, 2017**


ACCOUNT TITLE	ACCOUNT CODE	DEBIT	CREDIT
Other Income - NG Forward Claims-ADB	678020		24,478.66
Extraordinary Income	678035		100,205.00
Other Fines & Penalties	679000		2,437,669.09
Realized Gain/Loss on Foreign Exchange-KFW	681010		(296,400.00)
Realized Gain/Loss on FOREX-Translation - ADB	681025		(921,721.57)
Unrealized Gain/Loss on FOREX-Translation - ADB	681035		(32,031,258.37)
Unrealized Gain/Loss on FOREX-Translation - KFW	681036		(66,380,028.00)
Unrealized Gain/Loss on FOREX - Derivative-ADB	681045		4,548,009.25
Unrealized Gain/Loss on FOREX-Derivative-KFW	681050		(15,824,778.01)
Realized Gain/Loss on Derivative - ADB	681055		9,309,603.46
Unrealized Gain/Loss on FOREX-Translation-DOLLAR	681065		(113.57)
Gain/Loss on Sale of Disposed Assets	682000		2,978,216.14
Gain/Loss on Disposal of Assets(SBGFC Assets)	682005		172,800.00
<b>TOTAL</b>		<b>6,622,404,272.74</b>	<b>6,622,404,272.74</b>

Prepared by:



**HEIDE M. VEGA**  
 Manager, Acctg. Dept.

Certified Correct:



**CORAZON A. DIMAYUGA**  
 Head - Controllership Group